

TOONA 6 HS

SOLEMYO OPERA BLUEBUS 24V

For hi-speed automation of swing gates with leaves up to 6 m or 1450 kg.

24 Vdc electromechanical gear motor, surface mounted, with magnetic encoder.

The most powerful:

ideal for industrial applications, designed for intensive use.

 **Quick manoeuvres: 90° opening in about 30* seconds.**

Reliable: the magnetic encoder ensures the safeguard of set values over time and precise obstacle detection.

Silent: patented layout of internal parts and lead nut in bronze.

Sturdy: thanks to the housing, made up of two tough aluminium shells with polyester paint finish; more resistant to atmospheric agents.

Internal moving parts completely in steel, light alloys and technopolymers.

Generously sized and practical connection compartment:

rapid and easy access from above to internal parts located in the upper section of the motor.

Simple installation and maintenance:

with built-in capacitor.

Moonclever control unit MC824H:


- simple programming, by means of a single key;
- automatic memorization of limit switches on opening and closing with self-learning function;
- automatic fault diagnostics;
- programming of pause time;
- pedestrian pass door;
- deceleration on opening and closing;
- obstacle detection with dual technology;
- operation in event of power failure by means of optional rechargeable batteries (PS324);
- provision for connection of latest generation resistive sensitive edges.

* Considering standard installation, excluding acceleration and deceleration.

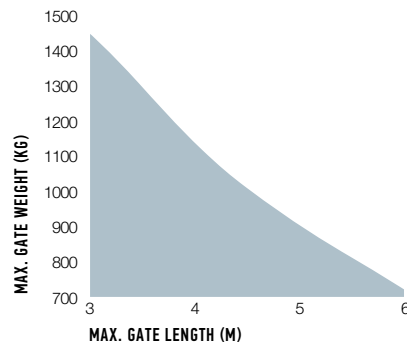
CODE	DESCRIPTION	PACK/PALLET
TO6024HS	IRREVERSIBLE, 24 Vdc, FAST, WITH MAGNETIC ENCODER, MECHANICAL STOP ON OPENING AND CLOSING	20

TECHNICAL SPECIFICATIONS

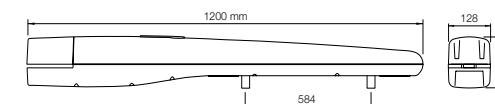
CODE	TO6024HS
ELECTRICAL DATA	
POWER SUPPLY (Vdc)	24
ABSORPTION (A)	5
POWER (W)	120
PERFORMANCE DATA	
SPEED (m/s)	>> 0.016 <<
FORCE (N)	2200
WORK CYCLE (CYCLES/HOUR)	41
DIMENSIONAL AND GENERAL DATA	
PROTECTION LEVEL (IP)	44
WORKING TEMP. (°C MIN/MAX)	-20 ÷ +50
DIMENSIONS (mm)	1200x128x150 h
WEIGHT (kg)	15



UTILISATION LIMITS



DIMENSIONS



The shape, the height of the gate and the weather conditions can considerably reduce the values shown in the graph to the side. Use in windy areas 230 Vac models.